

Purpose and Advantages

泳池电动盖用途和优点



- 减少水份蒸发
Reduce water evaporation
- 降低空调除湿成本
Reducing the cost of air conditioning dehumidification
- 保温, 降低加热成本约70%
Heat preservation, reduce heating cost by about 70%.
- 减少化学品消耗约40%
Reduce chemical consumption by about 40%.
- 抑制水中藻类的生长
Inhibit algae growth in water
- 降低清洁维护成本, 防尘防落叶等
Reduce the cost of cleaning and maintenance, dust and defoliation, etc.



- 浮条最大承受力度100KG
Max Bearing Capacity of slats, 100kgs
- 防水等级达到IP68
Waterproof grade up to IP68
- 安全电压24V
Safety Voltage 24V
- 浮条表面防滑凹凸纹理
Anti-slip concave-convex texture on slats
- 浮条密封性好, 不进水
Good sealing, No Water can go inside.
- 增加辅助固定工具
Adding auxiliary fixing tools
- 保质期3年
3 years warranty



- 安装方便, 多种安装方式可选
Easy installation, Multiple choice
- 无线或有线控制(无线控制距离为50M)
Remote control, distance up to 50 meters
- 自动限位
built-in limit switch
- 节省空间: 10M长收卷后直径为55CM
Space saving, Diameter is 55CM for a 10 meter long cover
- 私人定制方案
Customized

List of Packages for 2150

泳池电动盖成套清单-2150型

一套机械装置(套管, 轴, 电机, 支架, 控制器)

一套池盖(板条, 装配和安全系统)

一本说明书

A set of mechanical devices (casing tube , shaft, motor, bracket, controller)

A set of cover(slat, assemble and security system)

Manual instruction



机械装置:

转轴: 304不锈钢/铝合金管

支架: 涂白色铝合金/定制支架

电机: 管状电机, IP68, 24V DC, 250 Nm, 带有内置的限位开关

板条: 厚度/16.5mm 宽度/60mm 长度/定制尺寸

Mechanical Device:

Shaft: 304 stainless steel / aluminum alloy tube

Bracket: white coated aluminium alloy / customizable bracket

Motor: Tubular, IP68, 24V DC, 250 Nm, built-in limit switch

Slat size: Thickness:16.5mm

Width: 60mm

Length:customized size



质保:

板条池盖: 三年质保

转动机械装置: 三年质保

电子设备: 一年质保

Warranty

Slat cover: 3 years quality assurance

Mechanical Device: 3 years quality assurance

Electronic equipment: 1 year quality assurance

以下不在质保范围内:

由运输过程中损坏的; 没有根据我们每次发货所提供的安装说明书正确安装的; 没有按照我们的使用说明所使用的; 没有得到我们同意改装产品的; 不正确的电气连接而造成的结果。

Exclude in warranty:

- 1.All damage during delivery
- 2.Installation not according to instruction manual
- 3.Usage method not according to our direction for use
- 4.Products changed without our approval
- 5.Wrong Connection of electrical system



*适用于8x25m 内泳池 Applies to pool within 8x25 meters



List of Packages for 600 泳池电动盖成套清单-600型

- 一套机械装置(套管，轴，电机，支架，控制器)
- 一套池盖(板条，装配和安全系统)

一本说明书

A set of mechanical devices (casing, shaft, motor, bracket, controller)
A set of cover (slat, assemble and security system)
Manual instruction

机械装置:

转轴: 铝合金转轴

支架: 铝合金支架

电机: IP44 防水等级, 12VDC, 可充电蓄电池

板条: 厚度/16.5mm 宽度/60mm 长度/定制尺寸

Mechanical Device:

Shaft: aluminium steel

Bracket:aluminium alloy

Motor: IP44, 12VDC, rechargeable battery

Slat size: Thickness:16.5mm

Width: 60mm

Length: customized size



*适用于20m² 内泳池 Applies to pool within 20 m2

板条池盖：三年质保	转动机械装置：一年质保	电子设备：一年质保
Slat Cover: 3 years quality assurance	Mechanical Device: 1 year quality assurance	Electronic Equipment: 1 year quality assurance
以下不在质保范围内：由运输过程中损坏的；在自然灾害中引起的损坏的；没有根据我们每次发货所提供的安装说明书正确安装的；没有按照我们的使用说明所使用的；没有得到我们同意改装产品的；不正确的电气连接而造成的结果。		
Exclude in warranty:1.All damage during delivery 2.Installation not according to instruction manual 3.Usage method not according to our direction for use 4.Products changed without our approval 5.Wrong Connection of electrical system		



List of Packages for B76-A40-R76-Auto 不锈钢电动盖成套清单-B76-A40-R76-Auto

- 一套机械装置(方管，轴，电机，支架，控制器)
- 一套池盖(板条/气泡盖，连接条)

一本说明书

A set of mechanical devices (casing, shaft,motor, bracket, controller)
A set of cover (slat/solar bubble covers, connecting strip)
Manual instruction

机械装置:

转轴: 不锈钢转轴

支架: 优质304不锈钢

电机: 国产300W 24v 变速电机

承重: 最大可承重90KG

充电: 家用220V充电

Mechanical Device:


Shaft: stainless steel shaft

Bracket: high quality 304 stainless steel

Motor: 300W 24v variable speed motor

Load-bearing: maximum load-bearing 90KG

Charging: household 220V charging



*适用于25m² 内泳池 Applies to pool within 25 m2

板条池盖：三年质保	转动机械装置：一年质保	电子设备：一年质保
Slat Cover: 3 years quality assurance	Mechanical Device: 1 year quality assurance	Electronic Equipment: 1 year quality assurance
以下不在质保范围内：由运输过程中损坏的；在自然灾害中引起的损坏的；没有根据我们每次发货所提供的安装说明书正确安装的；没有按照我们的使用说明所使用的；没有得到我们同意改装产品的；不正确的电气连接而造成的结果。		
Exclude in warranty:1.All damage during delivery 2.Damage caused by natural disasters 3.Installation not according to instruction manual 4.Usage method not according to our direction for use 5.Products changed without our approval 6.Wrong Connection of electrical system		



List of Packages for 55Z 泳池手动盖成套清单-55Z型






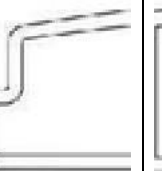


- 一套机械装置 (铝合金支架, 卷管)
- 一套池盖
- 一本说明书
- A set of mechanical devices(aluminium bracket, aluminium steel)
- A set of cover
- Manual instruction


机械装置
支架：铝 合 金 支 架
Mechanical Device:
Bracket:aluminium alloy

*适用于15m² 内泳池 Applies to pool within 15 m²

板条池盖：三年质保	转动机械装置： 一年质保
Slat Cover: 3 years quality assurance	Mechanical Device: 1 year quality assurance
以下不在质保范围内：由运输过程中损坏的；在自然灾害中引起的损坏的；没有根据我们每次发货所提供的安装说明书正确安装的；没有按照我们的使用说明所使用的；没有得到我们同意改装产品的；不正确的电气连接而造成的结果。	
Exclude in warranty:1.All damage during delivery 2.Installation not according to instruction manual 3.Usage method not according to our direction for use 4.Products changed without our approval 5.Wrong Connection of electrical system	

Automatic Cover's Slat Technology 泳池电动盖浮条工艺

浮条工艺对比												
对比项目 VS ITEM	第三代工艺/Third Generation Craft				超声波工艺Traditional 第二代工艺/Second Generation Craft				传统工艺Traditional 第一代工艺/First Generation Craft			
												
加工时长 Processing Time	胶塞采用热熔焊接，冷却时间短： 只需要10S Plug is welded by hot melt and has short cooling time: only 10S is needed				高频振动焊接，冷却时间短： 只需10S High frequency welding process, short cooling time, only 10 seconds				胶塞注入密封胶固定，固化时间长： 需要10-20H Plug is injected in sealant and fix, solidify timing: 10-20H is needed			
美观度 Aesthetic	密封处只有一条防水安全线，整洁美观 There is only one waterproof safety line at the seal, No sealing safety line at the seal neat and beautiful				密封处无防水安全线				注入胶量难控制，或多或少，影响美观 njected sealant is hard to control, not neat			
密封效果 Sealing effect	冷却后，形状体积不变，没有进水风险 After cooling, the shape and volume unchanged, no risk of water injection				无防水安全线，易松动，易渗水 There is no waterproof safety line, it will loosen and seep water				胶固化后体积变化，有进水风险 After sealant solidified, volume changed, there's risk of water injection			
微生物 Microorganism	浮条内部无水份，无微生物 No water in slat's inside, no microorganism				浮条内部易进水，产生微生物 Easy to enter water and breed microorganisms				密封胶可因池水中微生物污染而发霉 Sealants can become moldy due to microbial contamination in pool water.			
老化现象 Catabiosis	除材料自然老化，没有其他影响 Except material ageing naturally, others are not affected.				浮条会进水，加速浮条老化 Easy to entry water and accelerated aging				胶水易发黄、老化，影响外观与密封效果 Sealant is easy yellowing and ageing			
防滑处理 Skid resistance												

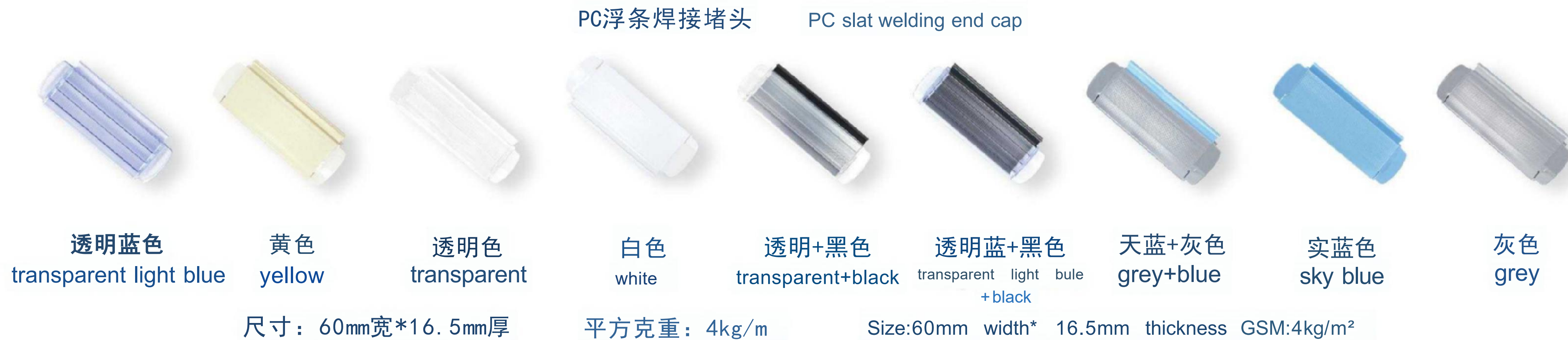


Slat Color and Size

浮条颜色和尺寸

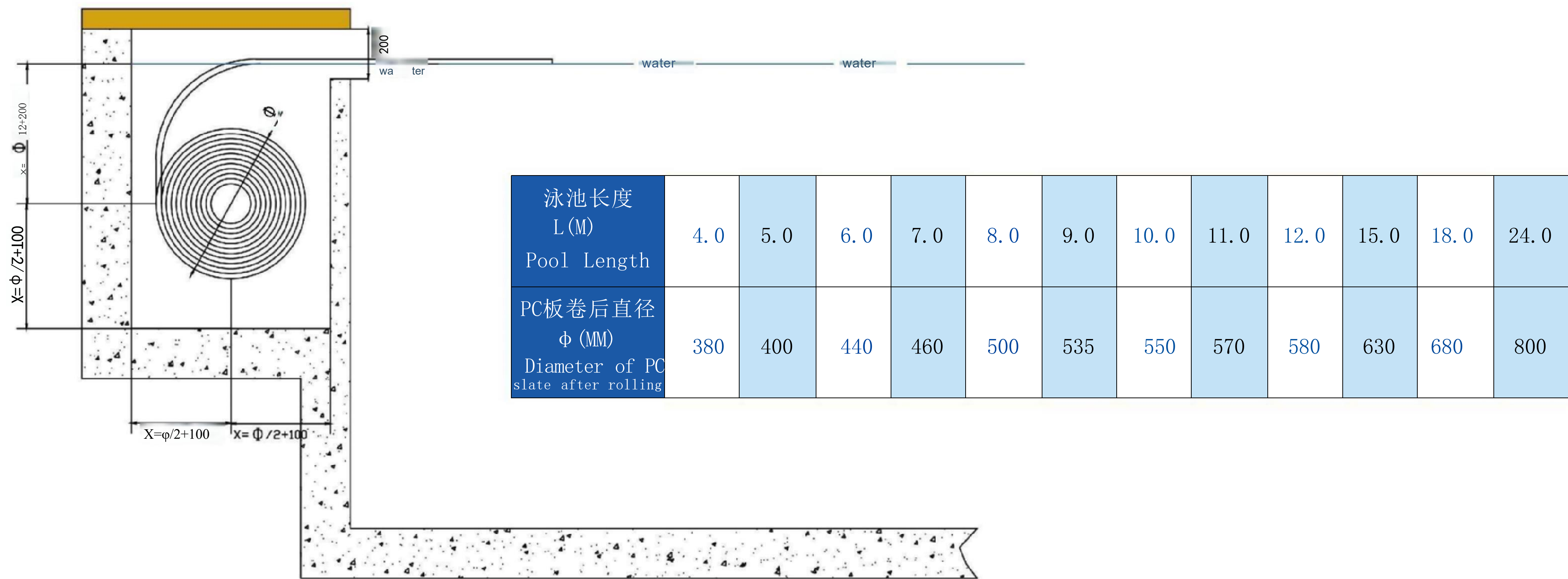
多色可选（颜色可定制）

Color can be customized



浮条尺寸估算

Slate size estimation

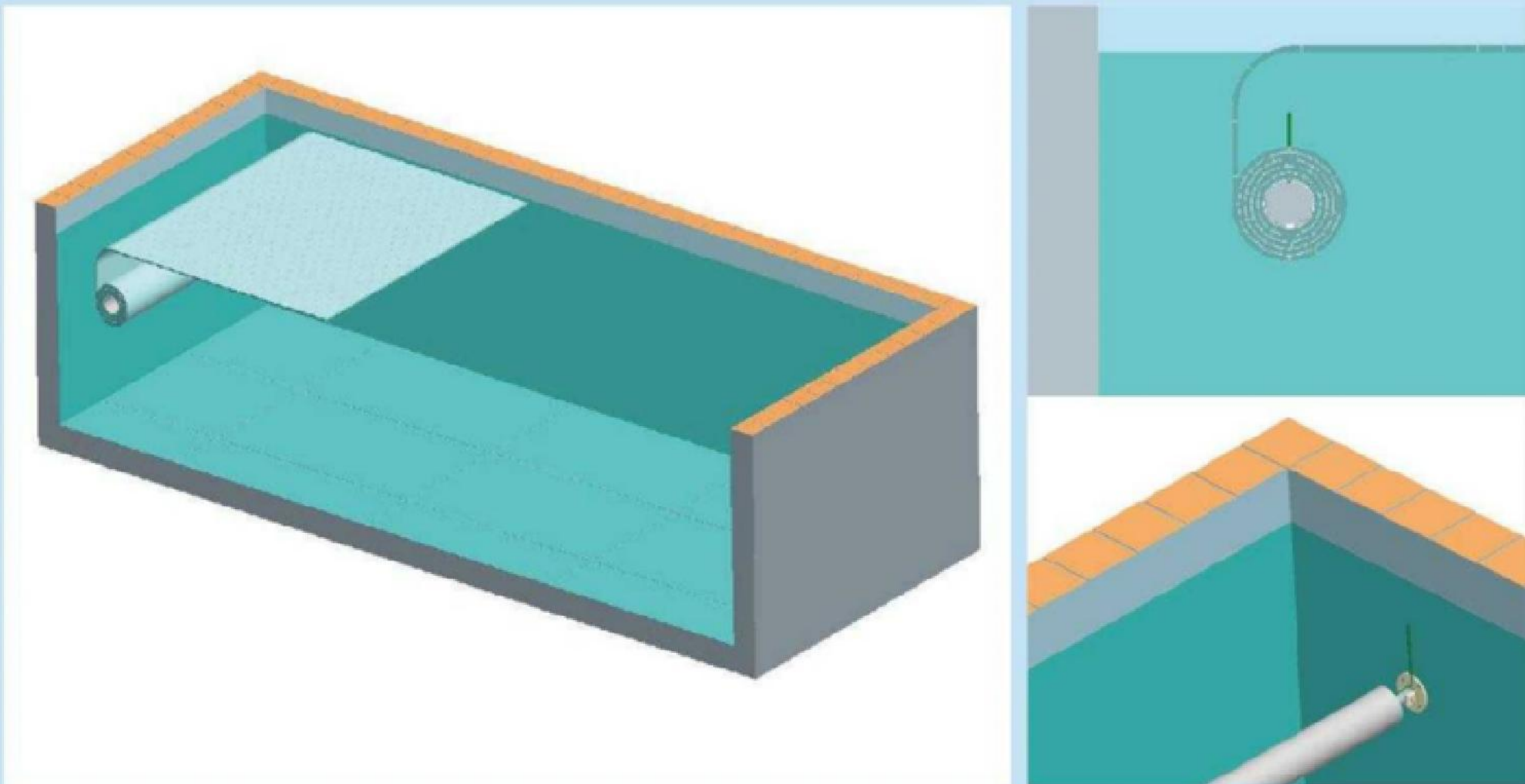


Installation Method

泳池电动盖安装方式

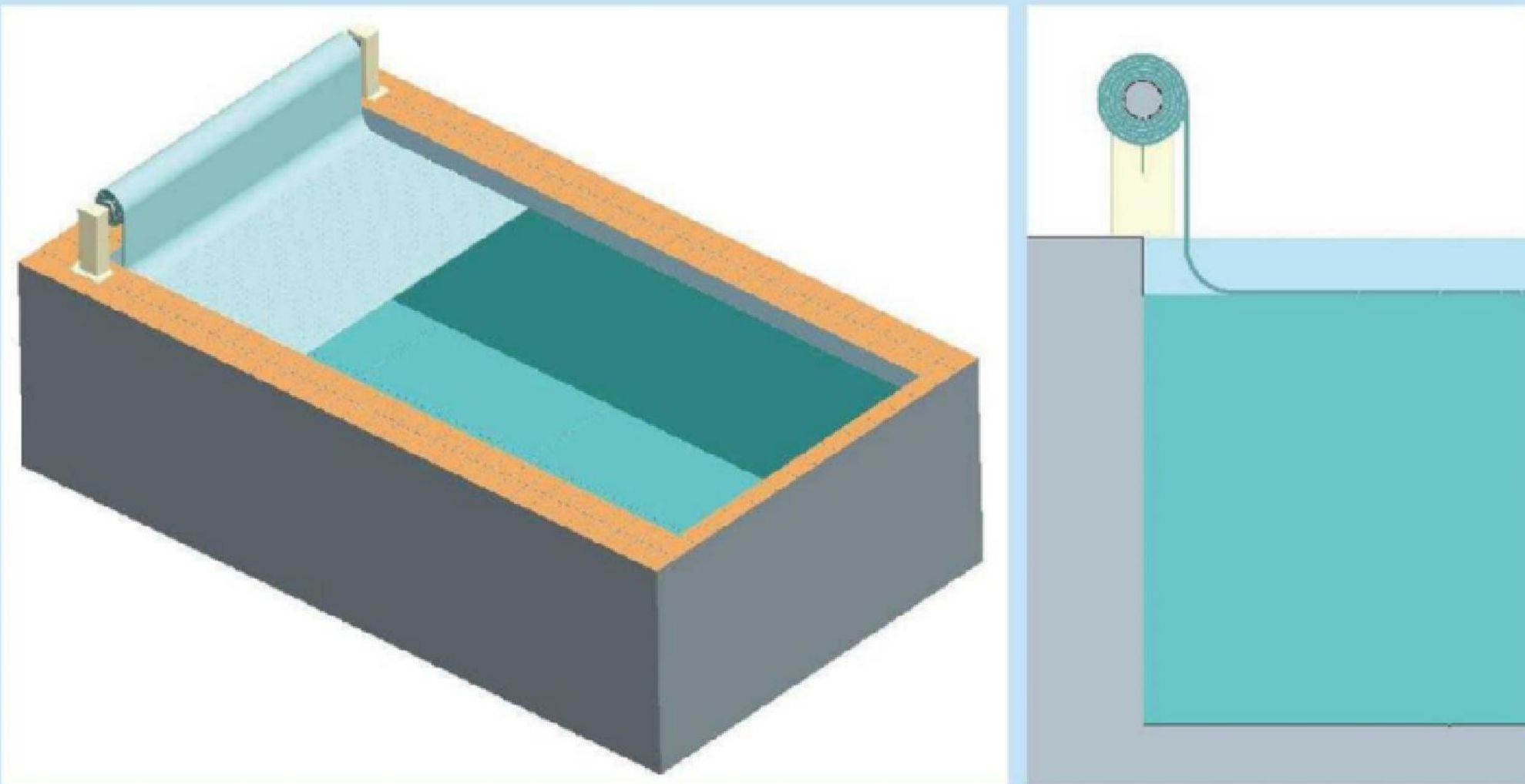
U1

水下法兰安装
Underwater installation



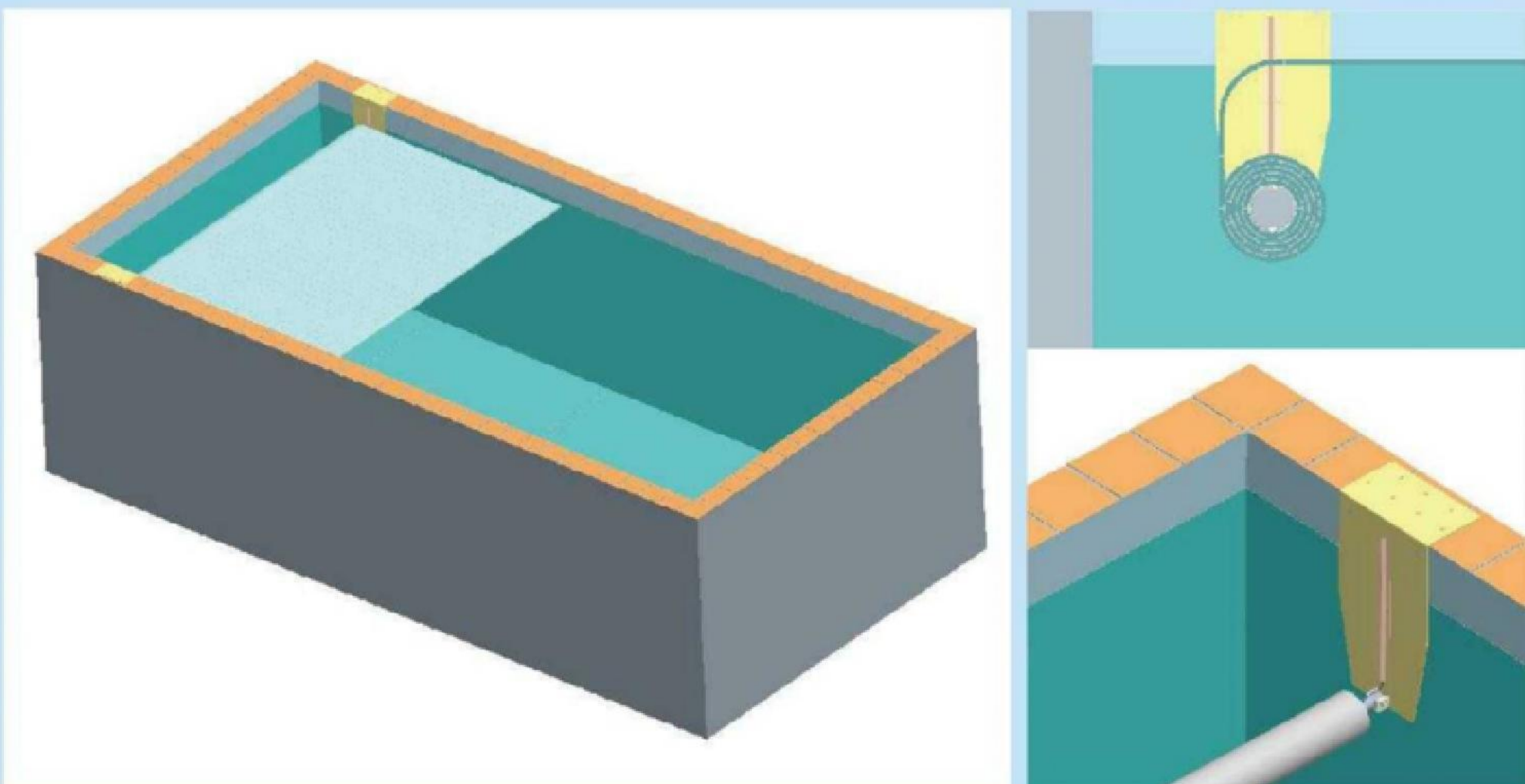
N1

地面支架安装
Ground installation with frame



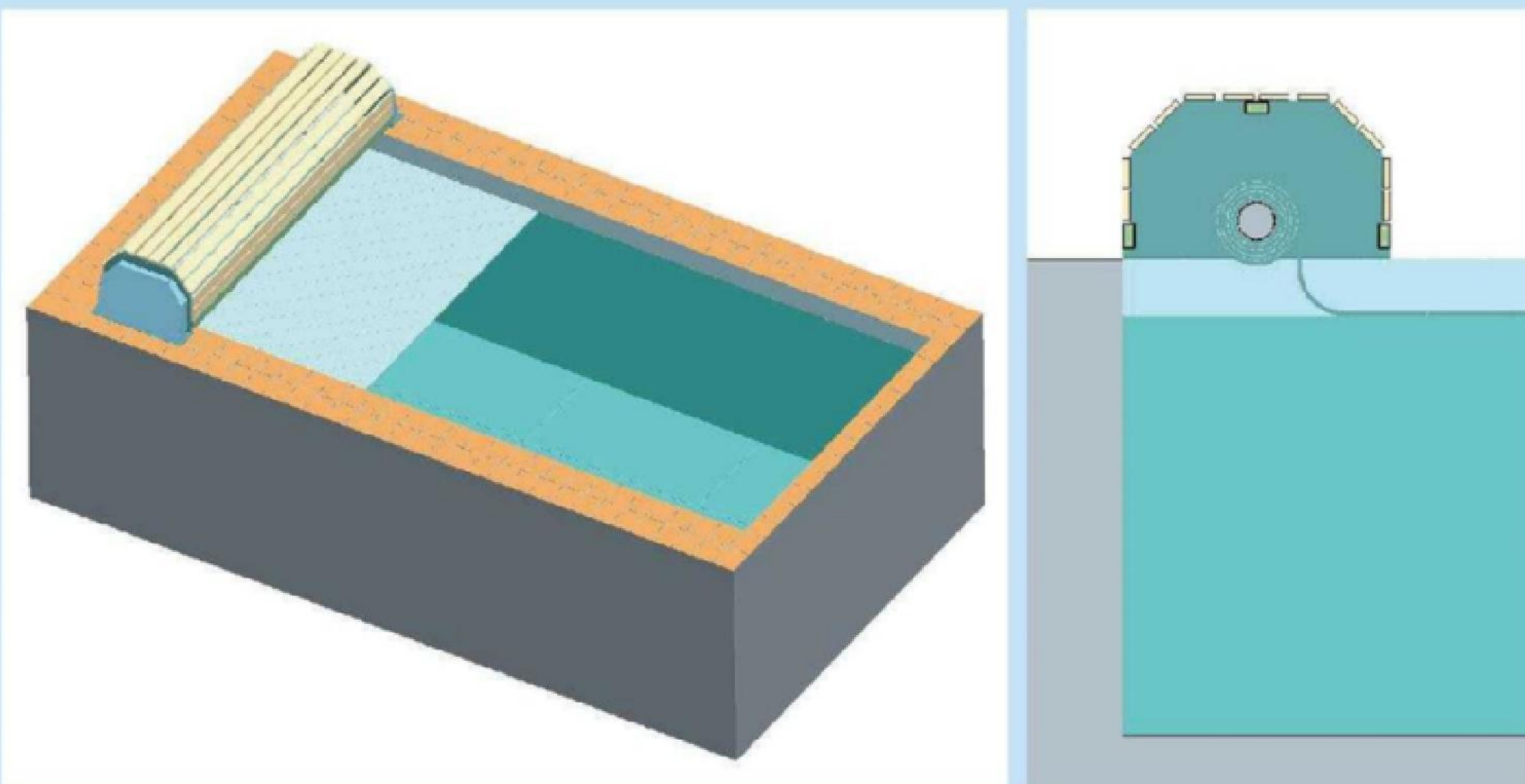
U2

水下挂板安装
Underwater installation with hanging panel



N2

地面盖罩安装
Ground installation with cover



1、水下：在泳池建设初期，可选择不同的安装方案。

2、水上：在已经建好或者基本建好的泳池，并不是所有的泳池条件都适合安装水下系统，而水上系统就可以提供另外一种可行方案，优点是不需要对泳池结构进行复杂的调整，且相对便宜。

1.Underwater method: this installation method can be chosen in the period of starting building the pool.

2.Above ground method: if pool already built or almost built, choose this method. Not all pools are suitable for underwater installation, ground method is another way to install. Do not need to adjust the structure of pool, cheaper for the already built pool.

Project Cases
工程案例



Project Cases
工程案例



Project Cases
工程案例



Project Cases
工程案例



Precautions

注意事项

泳池盖使用安全说明：

- 池盖不能替代常识或个人责任，它们的用途不能取代父母和负责人对儿童的警惕保护。
- 当您需要离开泳池时，泳池盖必须盖上。
- 在池盖的使用前和使用期间，彻底检查泳池里没有人和物品。
- 把操作池盖的工具放在孩子接触不到的地方。
- 这个机械装置只能够由负责的成年人来操作。
- 尽量避免任何人在安全池盖上面走动或跳跃。
- 如果池盖还没有修复，或者在池盖不能关闭及泳池未加以安全措施的情形下，都要尽可能地采取措施来阻止儿童进入泳池。
- 只有确保池盖关闭，锁定并且按照操作指示安装好，泳池盖发挥的作用才是相对安全的。

Safe use instruction.

- Covers are not a substitute for common sense or personal responsibility, it cannot replace the vigilance of parents and responsible persons.
- Close the covers when you leave the pool.
 - Thoroughly check for people and items before and during using.
 - Keep the tool for operatig the covers out of chidren where can not touch.
 - This mechanism can only be operated by adults.
 - Do not wak or jump over the cover.
 - If the poo ve has o be repaired, or i teo or cannot be closed and the pool is not secured, take steps to prevent children from entering the pool.
 - The cover can be safe re;atively if you ensure the cover closed, locked and installed according to the manual.

